

Low trust in political institutions, strong support for calm and high expectations about elections

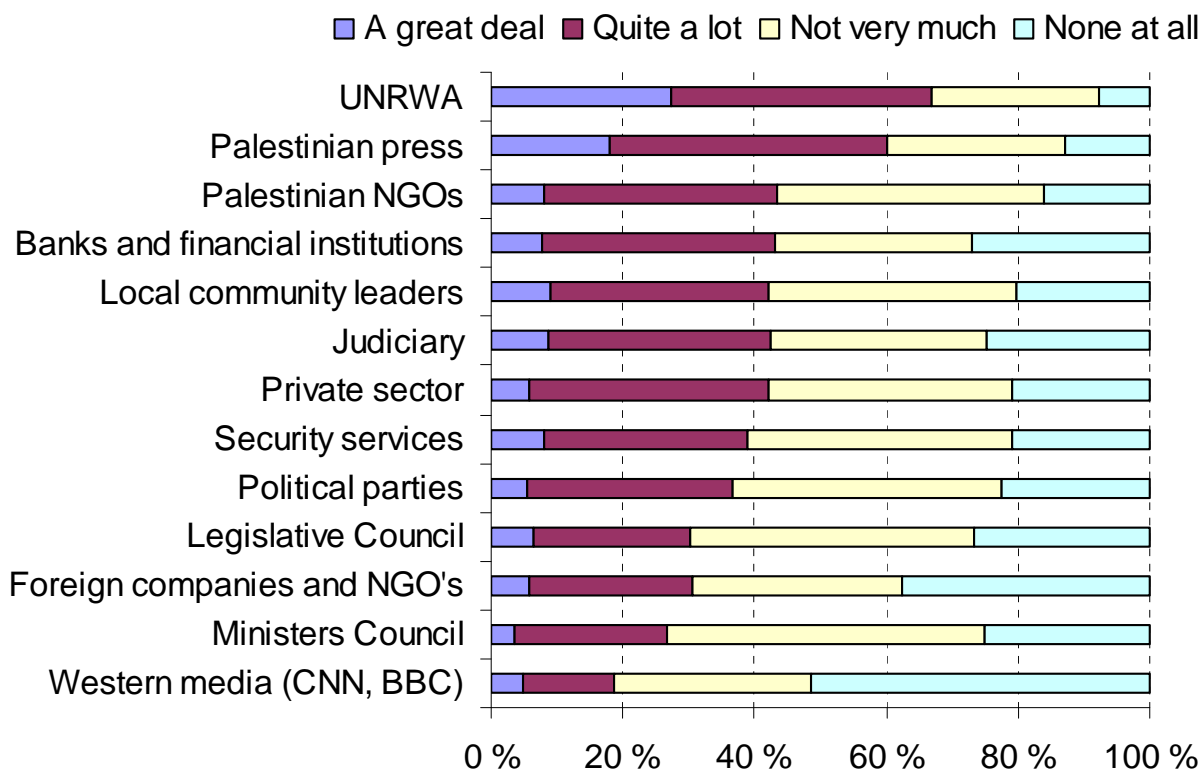
Palestinian opinions on the local political situation, conflict and peace, and the PLC elections

Satisfaction with PA higher in WB than Gaza

- **70 % think President Abbas is doing a good job**
- **58 % are satisfied with PA's performance**
- **64% think the PA is unsuccessful in fighting corruption**
- **21% believe someone will be prosecuted for corruption and additional 43% think this might happen**
- **61% believe the Palestinian security services are capable of establishing order in the streets (WB 65%, Gaza 55% - a decrease from 60% since Sept. poll in Gaza)**

Low confidence in institutions, especially the government

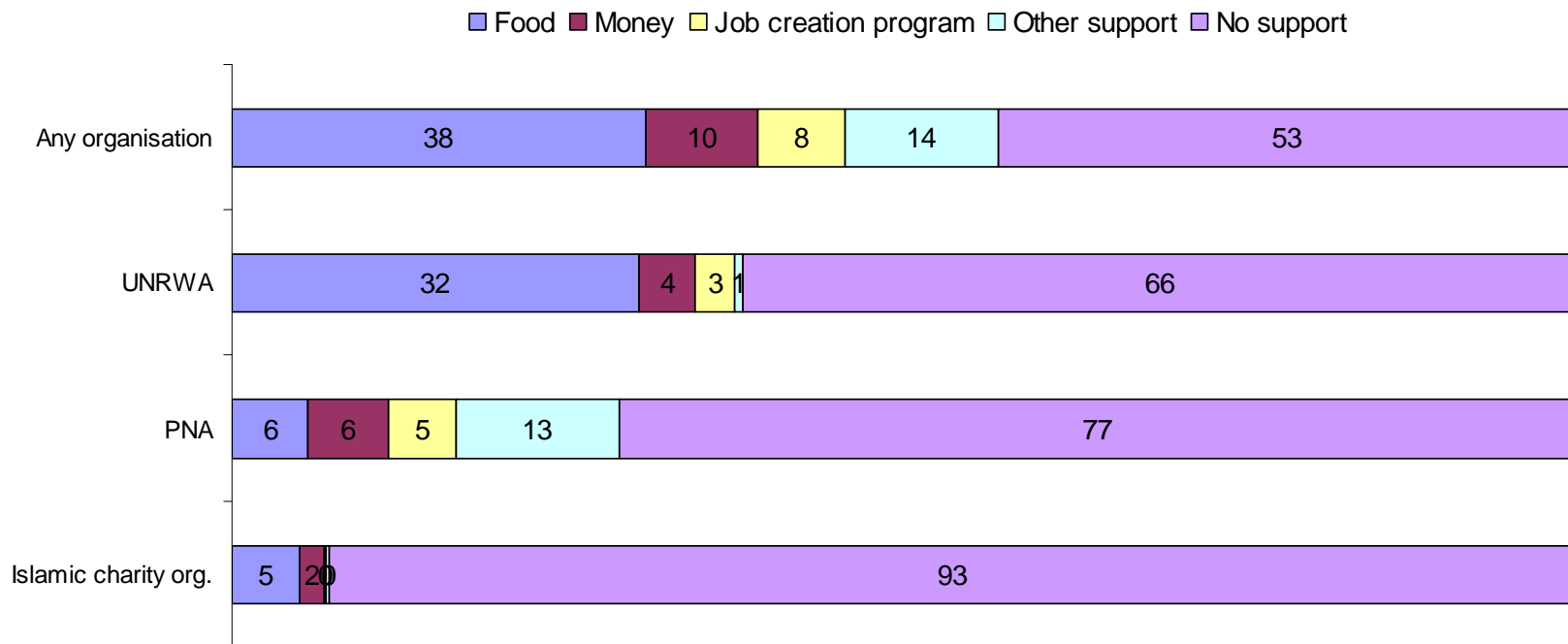
How much confidence do you have in....



- **Strongest support for UNRWA, Palestinian press**
- **But overall low support for nearly all institutions**
- **Minority trusts Western media**

UNRWA main charity institution; mostly food to refugees

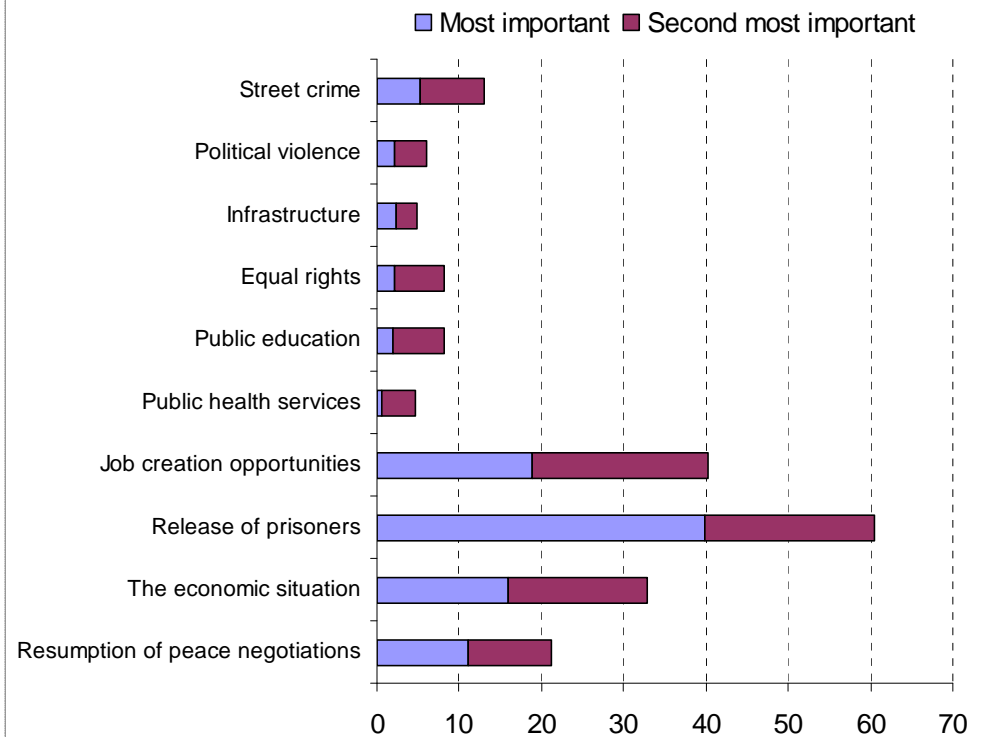
- 47% receives some kind of institutional support (WB 30%, Gaza 69%)
- Money support limited, and mainly to refugees in Gaza
- Only 7% receives aid from Islamic charity organizations



Release of prisoners - the most important political issue

- **40% say release of prisoners is top priority**
- **19% answers job creation opportunities**
- **16% think the economic situation in general is the most critical issue.**
- **The same three issues are also stated as the second most important thing to address.**
- **While infrastructure development and violence are of less importance in the big picture.**

Most and second most important issues to address



Violence perceived as legitimate means of resistance

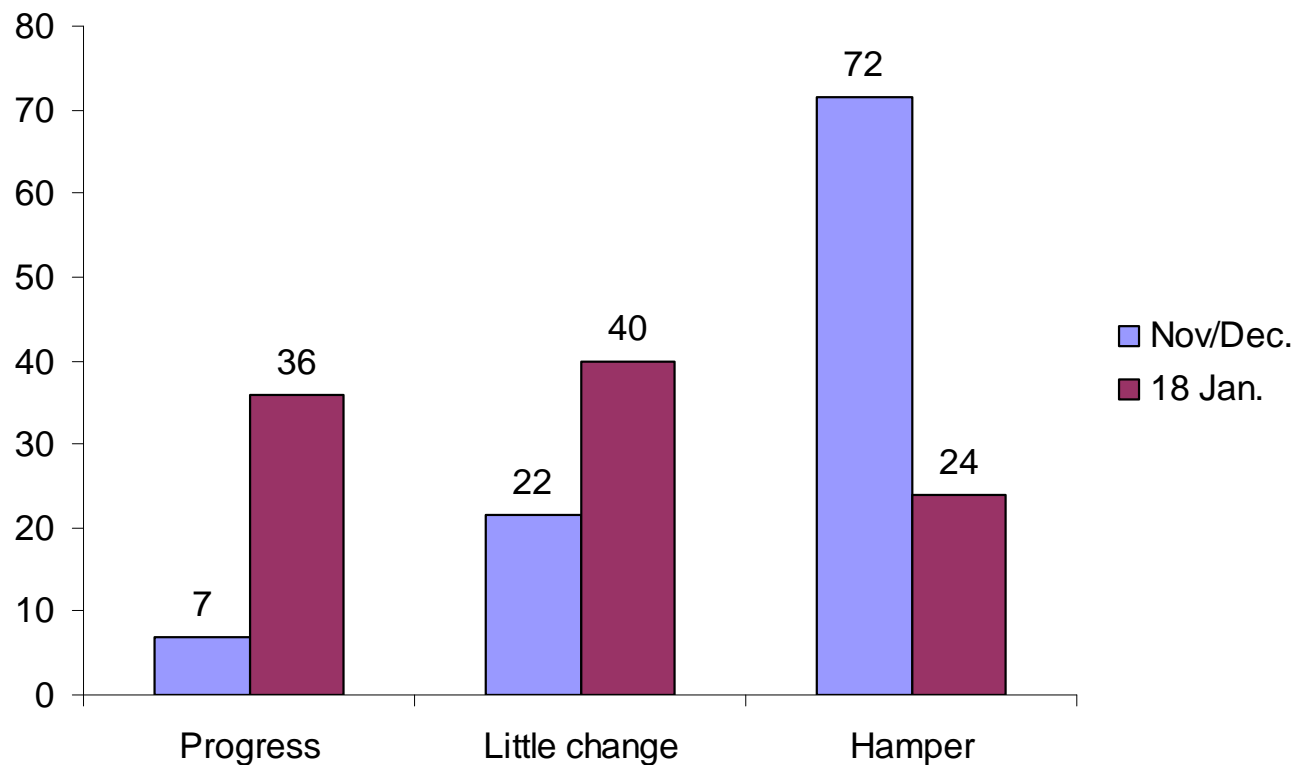
- **69% believe that attacks against Israeli targets is a legitimate response to the current political situation.**
- **50% think suicide attacks against Israeli civilians are necessary to force Israel to make political concessions.**
- **However, 57% think the Intifada should stop, and**
- **74% think that "military operations from the Gaza Strip against Israel" should cease**
 - **9% increase in Gaza Strip from 67% to 76% since September.**

Large majority supports the calm with Israel

- **83% believe it is in the Palestinian people's interest to keep the calm (*Thadiaa*) with Israel (WB 79%, Gaza 90%) ... 65% in 18 Jan. poll and 71% in 20-21 Jan. poll**
- **But only 26% support the use of force by Palestinian security services against those who break the calm**
- **20-21 January poll: 80% support PA taking tough measures to end armed anarchy**

Kadima's image shifted from very negative to more positive in relation to peace-process

- How will Sharon's new party influence the peace-process – will it lead to progress, do little change or hamper it?

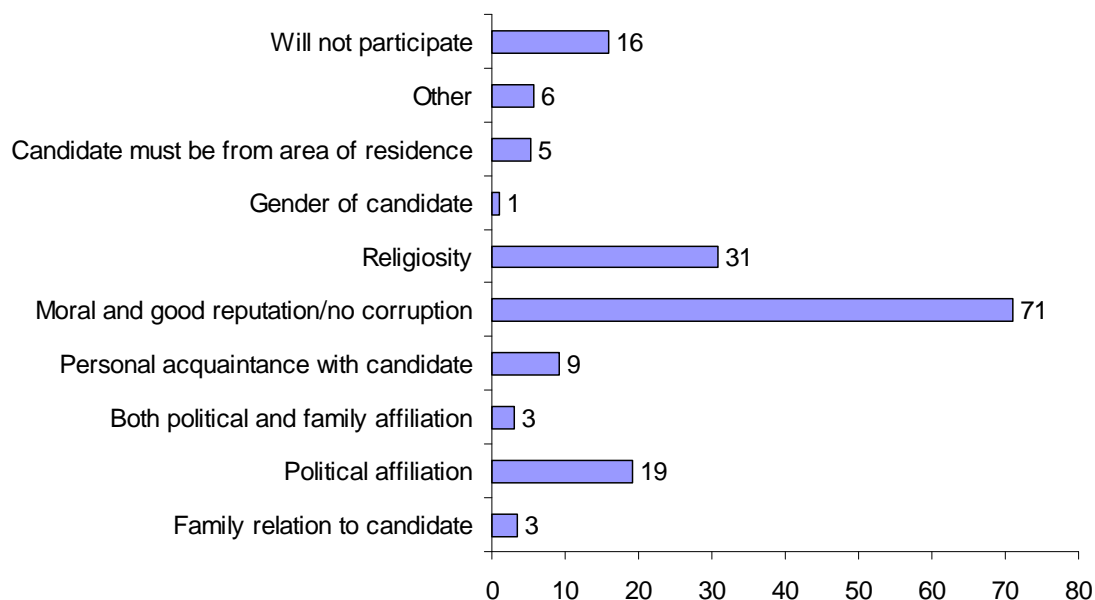


Optimism regarding outcomes of PLC elections

- **94% support creation of a National coalition government**
- **93% believe elections should be held in January as planned**
...88% believe it will be held (poll 20-21 Jan.)
...66% see that internal security conditions permit it
- **74% think election outcome will change things for the better while only 6% think situation will deteriorate**
- **More optimism in Gaza (83%) than in WB (69%)**
- **81% intended to vote (WB 78%, Gaza 85%)**
....increased to 85% in latest poll (20-21 Jan)

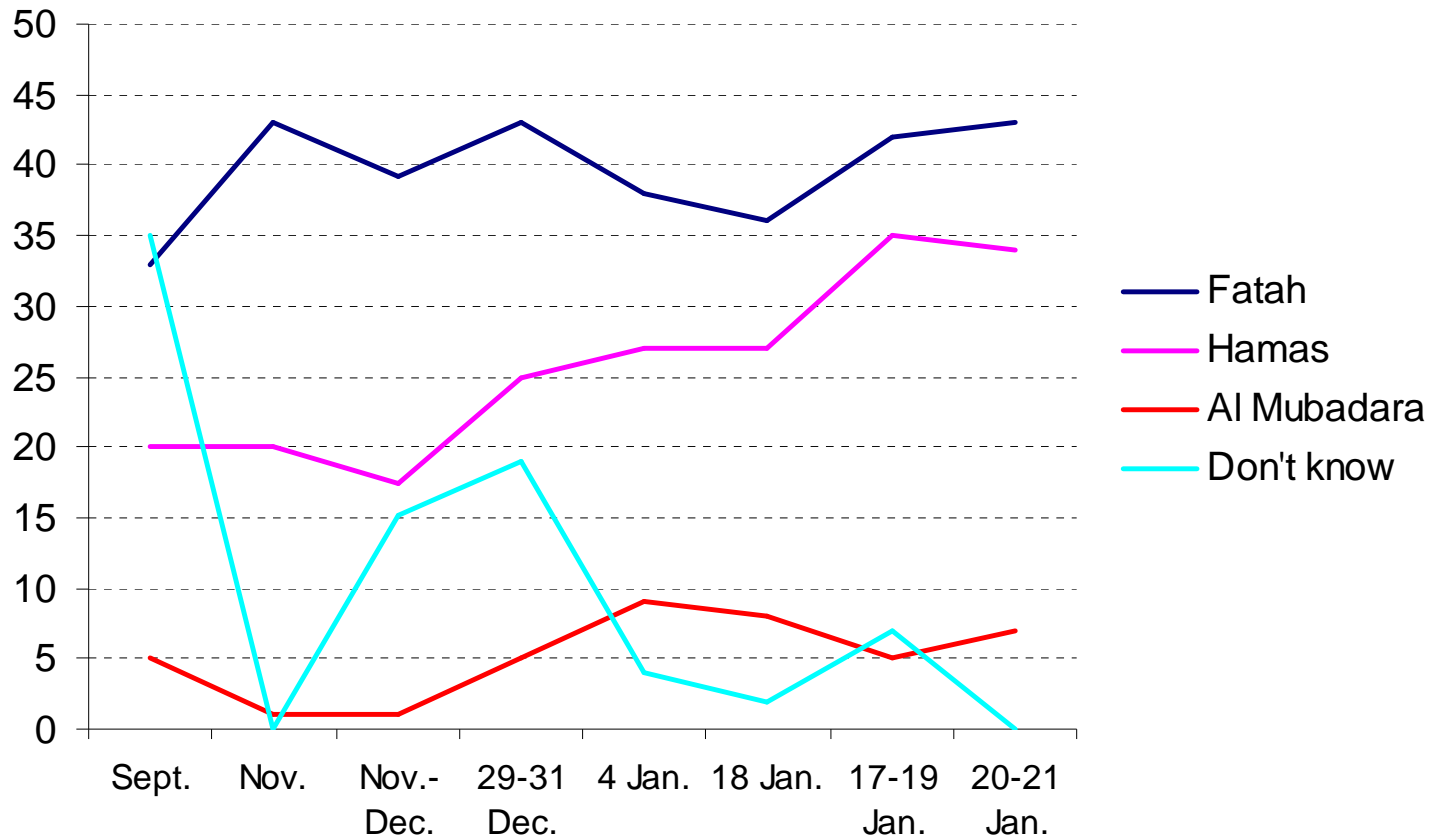
'Yes' to uncorrupt politicians!

- Voters tired of corrupt ruling elite – will vote for candidates with high moral
- Religiosity the second most important factor for people's choice of candidate (more in Gaza than WB)
- Political and family affiliations less important factors



Reason for choosing candidate (two answers allowed)

Fatah still in lead, but Hamas getting closer as more voters decide



* September, Fafo, Gaza Strip

* November, Palestinian Peace coalition/Geneva Initiative, West Bank, East Jerusalem, Gaza Strip

* 21 November-10 December, Fafo, West Bank and Gaza Strip

* 4 January, Dr. Nabil Kukali, West Bank and Gaza Strip

* 29-31 Dec. and 17-19 January, The Palestinian Center for Policy and Survey Research, West Bank and Gaza Strip

* 20-21 January, An-Najah National University, Center for Opinion Polls and Survey Studies, West Bank and Gaza Strip

Religion main reason for not voting

- Among the 15% who will not vote:
- Elections will not change anything 36%
- Religious reasons (taboo) 21%
- Not supporting any running party 15%
- Political reasons 7%
- The political stream they support will not participate 6%

Source: 20-21 January poll, An-Najah National University, Center for Opinion Polls and Survey Studies